

JCB RENTAL SERIES



**Don't be gentle
it's a JCB rental**



STAGE V

EMISSION LEVEL
EU STAGE V

POWER OUTPUT
18-200kVA


IT'S CLEANER

With Particulate Matter (PM) reductions of over 95%, the JCB Rental Series brings the latest in emission control technology, without any loss in flexibility or performance.



IT'S STAGE V

Better fuel efficiency means less carbon and NOx emitted, improving air quality and reducing greenhouse gas emissions.



IT'S TOUGH

A durable canopy with a powder coat finish protects our generators from the elements, while a heavy-duty baseframe protects against impact damage during handling.



IT'S PROTECTED

Maximum water ingress protection and Total+ alternator winding protection, shield against harsh or saline environments.

IT'S QUIET

The JCB Rental Series has been engineered to minimise noise, making it the perfect choice for round-the-clock operations.




IT'S EFFICIENT

Optimised fan design, attenuation management, and intensive vibration analysis help to minimise engine noise for quiet, efficient performance.

IT'S SMART

The all-new Stage V Rental Series are our smartest generators yet. Intelligent Load Management protects against light load failures, while automatic DEF fill systems maintain performance.



IT'S INTELLIGENT

JCB LiveLink telematics gives remote users full visibility of exhaust aftertreatment health, for optimised servicing.

IT'S EASY

Fixed lifting points, integrated fork pockets and externally accessible socket connections combine to make it easy to transport, easy to deploy and easy to operate.

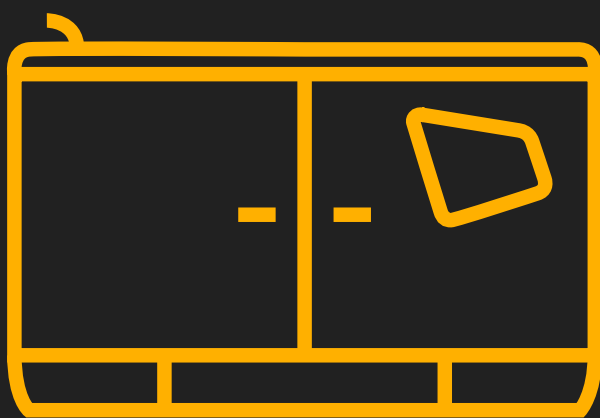


IT'S PRODUCTIVE

Large access doors and grouped service points provide efficient maintenance, ensuring maximum productivity.



JCB RENTAL SERIES



SPECIFICATION

MODEL		GI8RS V	G40RS V	GI00RS V	GI25RS V	GI50RS V	G200RS V
Prime Power	kVA/kW	18/15	40/32	100/80	120/96	150/120	200/160
Length	mm	1948	2265	3192	3192	4220	4220
Width	mm	835	1050	1200	1200	1100	1100
Height	mm	1423	1574	2050	2050	2200	2200
Weight	kg	950	1400	2750	2750	3650	3650
Total fuel capacity	L	100	226	260	260	468	468
Fuel consumption*	Lph	3.3	7.4	17.6	20.6	24.3	30.8
Noise	dBA @ 7m	63	67	66	67	68	68

*At 75% of load



STANDARD FEATURES

- Fixed lifting points
 - Integrated fork pockets
 - 3-way fuel valve
 - 4-pole circuit breaker
 - Deep Sea control panel
- Lockable access doors
 - Forklift protection bumpers
 - Bunded fuel tank
 - High density fire retardant foam
 - Battery isolator switch



The JCB Rental Series has been designed and manufactured to give fantastic build quality using advanced technology and industry-leading components, complemented by world-class customer support.

Don't be gentle, **it's a JCB rental**

FIND OUT MORE



REQUEST A QUOTE



www.jcb.com